

## SVEA

The elegant model Svea is designed to provide superior heating comfort in rooms with low ceiling height.

The well-proportionate tiled stove spreads pleasant heat for up to one day after end of firing. The glass door allows you to enjoy the flaming glow of the fire. Combustion air is taken from the room just like tiled stoves used to do in former days. Crowns and decorations available for other circular classic tiled stoves can be ordered separately.

### Technical data

Article no. G700

Height: 2000 mm (can be customised to your needs)

Weight: 1100 kg

Diameter (base): 720 mm

Heat retention: Up to 24 hours

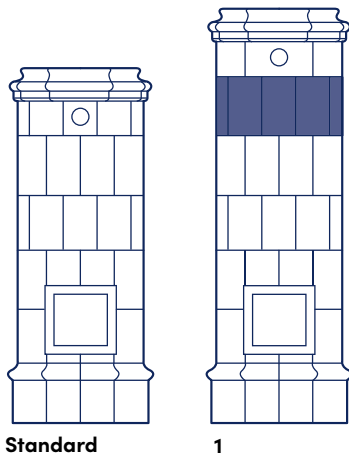
Connection: Rear or top flue connection





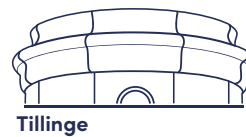
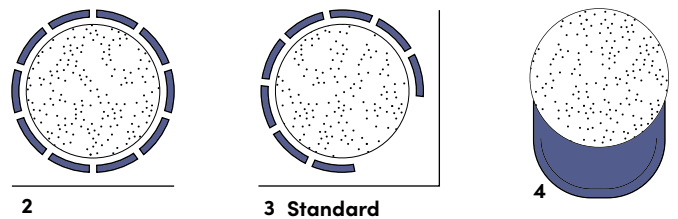
A classic look with the possibility to leave your personal touch.

By combining any of the crowns available for our circular classic models, you can leave your own mark on Svea.



### Optional

- 1 - Elevation - extra course (310 mm)
- 2 - Tiles all around (optional)
- 3 - Corner mounting, tiling 4/5 (**standard**)
- 4 - Spark protection plate, brass or stainless  
Stainless steel instead of brass



Tillinge



Duvmåla



Karl-Johan



Louise



Want to save a piece of paper?  
Scan the qr-code for a digital  
product sheet.